



Nexus Primary School Profile

Angel Test Primary School

LA:	Angel Demo LA
Printed:	16 June 2010
Produced By:	Quality and Data Department
E-mail:	nexus@angelsolutions.co.uk
Telephone:	0845 833 0933

Nexus School Profile Summary

DCSF No : **2700** School Name : **Angel Test Primary School**

School Details

School Name : **Angel Test Primary School**
Headteacher : **James Burch**
Address: **Liverpool Science Park Innovation Centre**
131 Mount Pleasant
-
Liverpool
Post Code : **L3 5TF**
Telephone : **0845 833 0933**
FAX : **0845 833 8561**
Email Address : **james.burch@angelsolutions.co.uk**
Web Site : **www.angelsolutions.co.uk**
Chair of Governors : **-**
Link Advisor : **-**
School Improvement Partner : **-**



Produced By : Quality and Data Department

Produced using : Nexus



Nexus School Profile Summary

DCSF No : **2700** School Name : **Angel Test Primary School**

Summary info

	School			LA		
	2007	2008	2009	2007	2008	2009
Total Number On Roll (*)	102	120	112	9729	9706	9677
Nursery Unit No On Roll	20	17	29	304	292	306
% FSM (excl. Nursery Units)	40.2	41.7	46.4	21.9	21.1	27.9
% Non-SEN	79.5	78.1	83.0	77.9	78.8	78.8
% Statemented - Mainstream + Unit	0.8	1.5	0.7	2.1	1.7	1.4
% School Action Plus	10.7	10.2	7.8	5.7	5.7	5.9
% School Action	9.0	10.2	8.5	14.3	13.8	13.9
% Ethnic Minority	2.5	2.2	5.7	3.4	3.8	4.0
No with EAL	0	0	0	81	77	98
Children in Care	5	6	3	61	61	57
% Gifted and Talented Children	0.0	0.0	0.0	0.0	0.0	6.0
% Travellers	0.0	0.0	2.1	0.0	0.0	0.3
% Authorised Absence (1)	0.0	3.2	2.7	-	4.2	4.5
% Unauthorised Absence (1)	0.0	2.9	2.3	0.0	0.6	0.7
No of Permanent Exclusions (1)	0	0	0	0	0	0

**Note: All above data is January-based except as noted (1) which relates to full school year.
(*) Includes SEN Unit but Excludes Nursery Unit.**

Termly Absence and Exclusions

	Autumn	Spring	Summer	Final Year
% Authorised Absence	2.4	3.1	0.0	2.7
% Unauthorised Absence	3.0	1.4	0.0	2.3
No of Permanent Exclusions	0	-	0	0



Produced By : Quality and Data Department

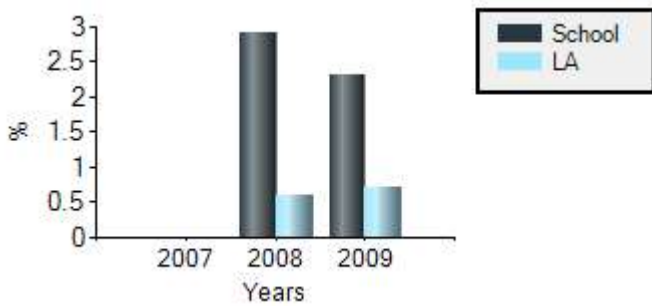
Produced using : Nexus



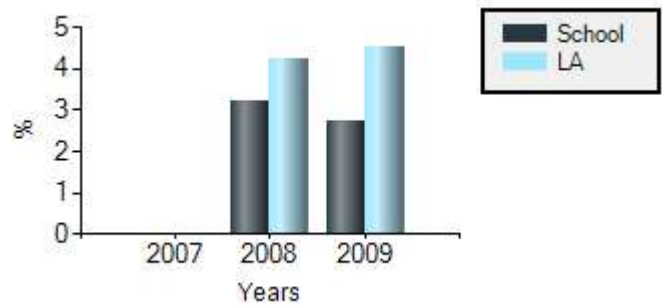
Nexus School Profile Summary

DCSF No : **2700** School Name : **Angel Test Primary School**

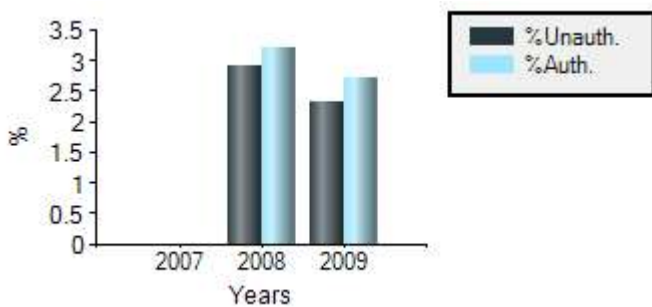
% Unauthorised Absence



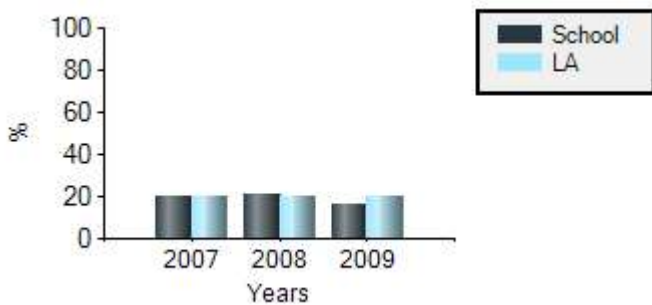
% Authorised Absence



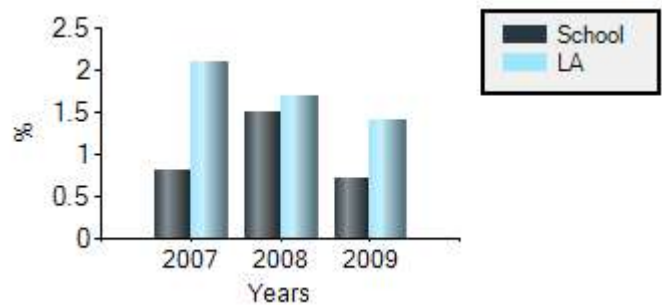
% Authorised Absence - % Unauthorised Absence



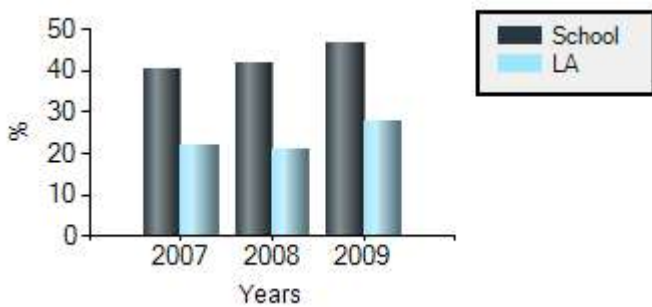
% Non-Statemented



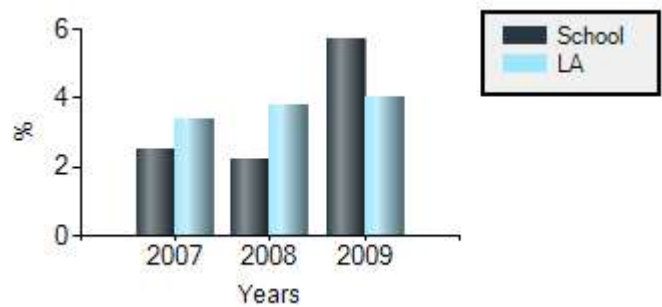
% Statemented Mainstream & Unit



% Free School Meals



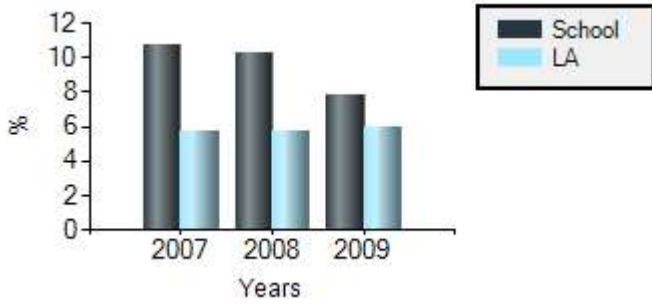
% Ethnic Minority



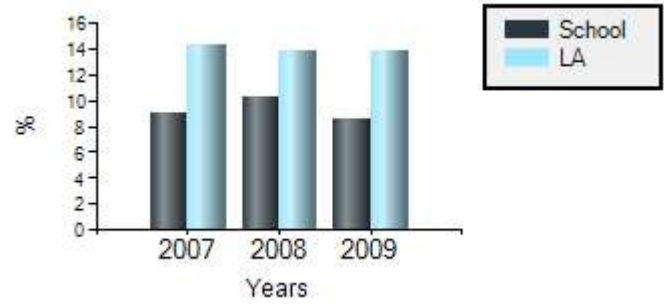
Nexus School Profile Summary

DCSF No : **2700** School Name : **Angel Test Primary School**

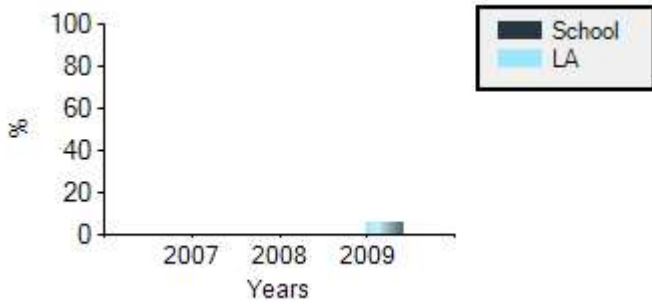
% School Action Plus



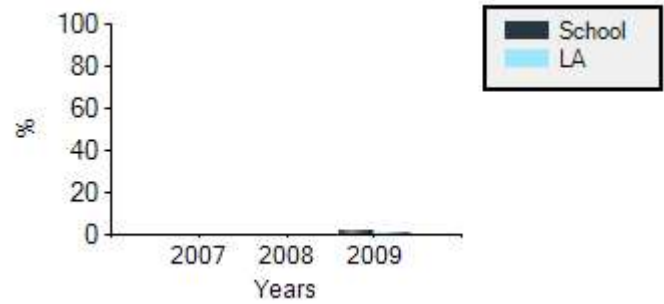
% School Action



% Gifted and Talented Children



% Travellers



Nexus School Profile Summary

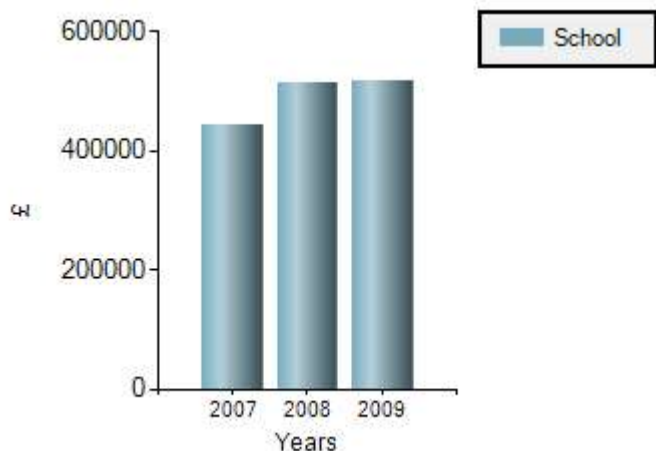
DCSF No : **2700** School Name : **Angel Test Primary School**

Financial

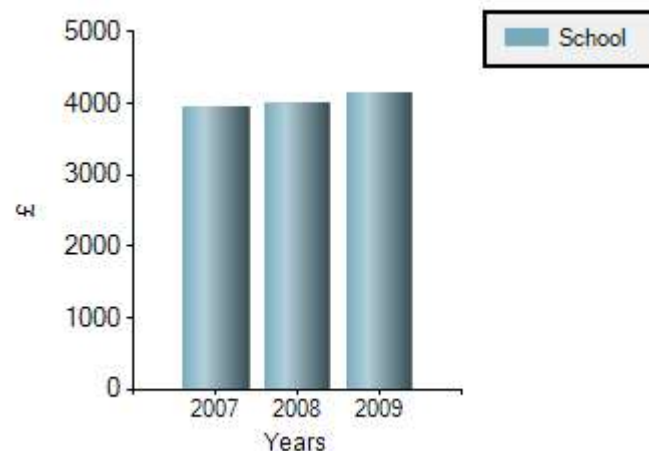
	Financial Year (Beginning)			LA		
	2007	2008	2009	2007	2008	2009
Total Budget (£)	441247.9	514437.2	516798.1	29968522.0	32727462.0	32896454.0
Number on Roll	112.0	129.0	125.0	9775.0	9769.0	9591.0
Carry Forward	-	88354.0	29269.0	0.0	82756.2	63291.1
% Carry Forward	0.0	17.2	6.6	0.0	0.3	0.2
£ per Pupil	3939.7	3987.9	4134.4	166735.6	181524.6	186384.1

The above figures are based on budget projections included in the Section 52 DCSF return. Carry forward is an average figure.

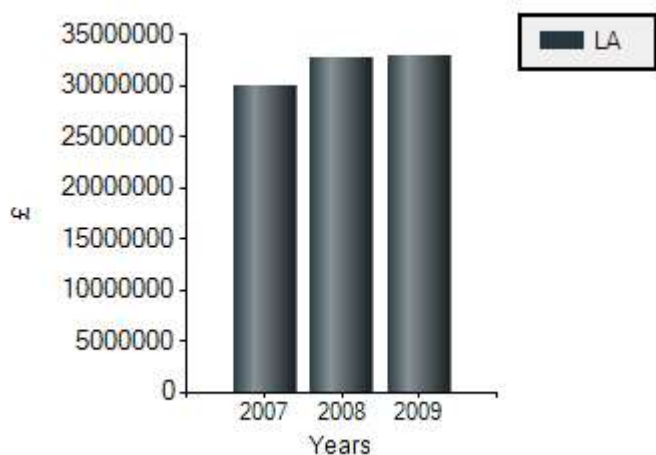
Total Budget School



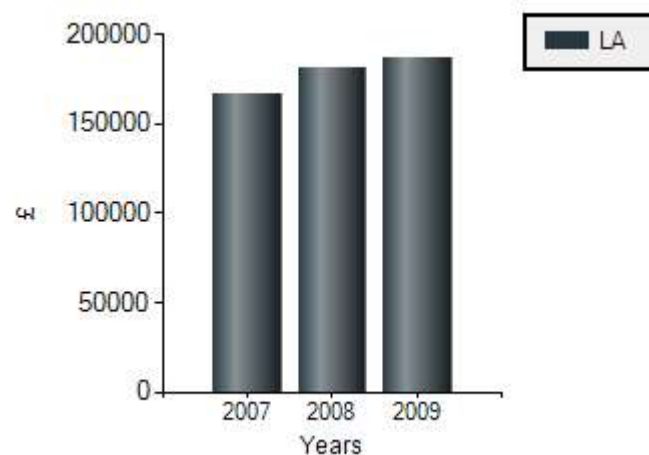
£ per Pupil School



Total Budget LA



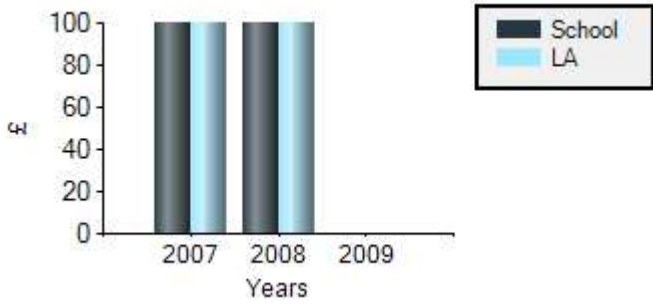
£ per Pupil LA



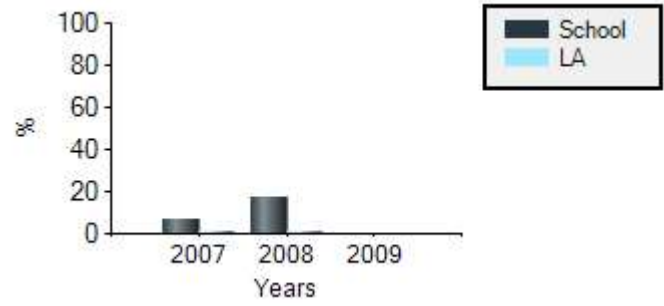
Nexus School Profile Summary

DCSF No : **2700** School Name : **Angel Test Primary School**

Carry Forward



% Carry Forward



Nexus School Profile Summary

DCSF No : **2700** School Name : **Angel Test Primary School**

Attainment: Early Years Foundation Stage Profile 1-3

	School			LA			National		
	2007	2008	2009	2007	2008	2009	2007	2008	2009
Personal, Social and Emotional									
Dispositions & Attitude	0.0	0.0	0.0	1.4	0.8	0.8	1.6	1.4	1.2
Social Development	0.0	0.0	0.0	3.6	3.4	4.0	3.8	3.3	2.7
Emotional Development	0.0	12.5	0.0	3.9	3.4	4.1	6.1	5.5	4.7
Communication, Language and Literacy									
Language for Comm. & Thinking	0.0	0.0	0.0	5.0	4.3	4.0	6.0	5.2	4.2
Linking Sounds & Letters	42.9	37.5	10.0	16.7	11.2	10.6	14.4	10.9	9.1
Reading	21.4	18.8	0.0	6.4	4.8	5.9	7.5	6.8	6.3
Writing	42.9	6.3	10.0	17.0	14.3	14.2	15.5	13.8	12.7
Problem Solving, Reasoning and Numeracy									
Numbers as Labels & for Counting	0.0	0.0	0.0	3.3	2.2	3.5	3.3	3.0	2.8
Calculating	0.0	6.3	10.0	10.0	9.2	9.0	10.4	9.4	8.6
Shape, Space & Measures	21.4	18.8	10.0	5.5	3.6	4.1	5.6	5.1	4.7
Knowledge & Understanding of the World									
Physical Development	0.0	0.0	0.0	2.5	1.5	2.4	2.9	2.6	2.2
Creative Development	0.0	0.0	0.0	2.2	1.4	2.1	3.5	3.1	2.7

National Data: Source - DCSF (includes Special Schools)



Produced By : Quality and Data Department

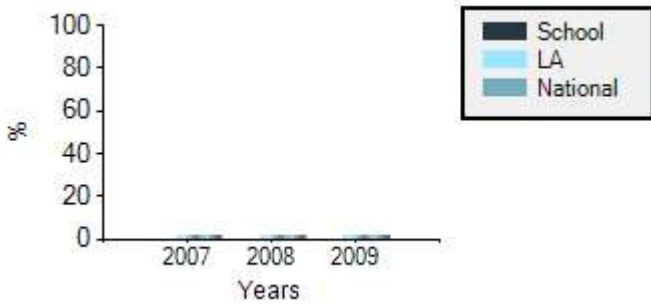
Produced using : Nexus



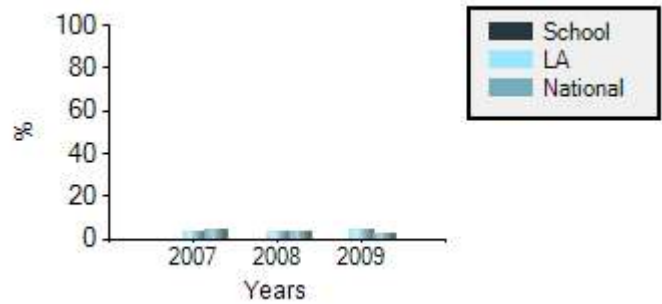
Nexus School Profile Summary

DCSF No : **2700** School Name : **Angel Test Primary School**

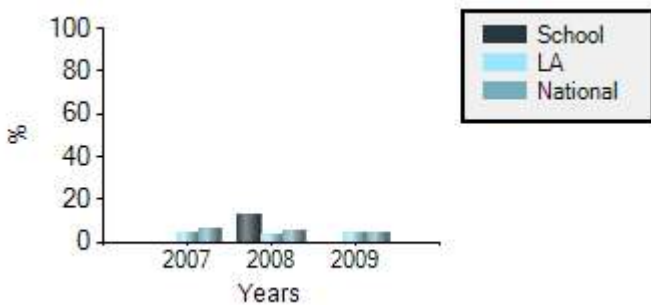
PSE - Dispositions & Attitudes 1-3



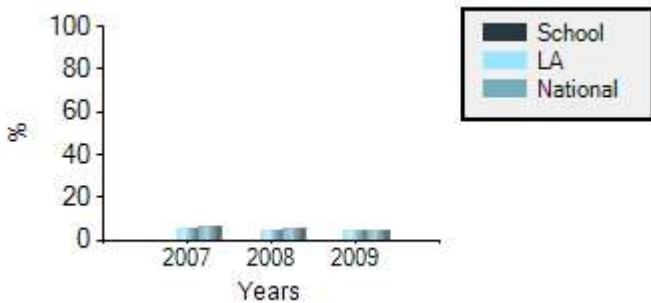
PSE - Social Development 1-3



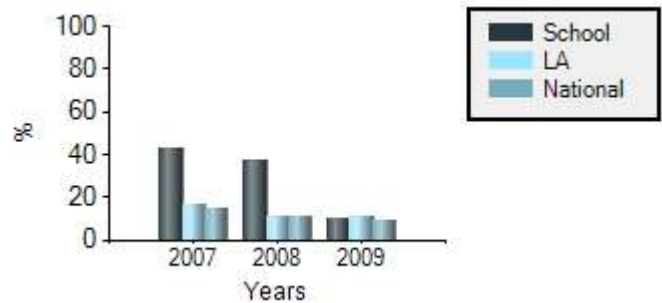
PSE - Emotional Development 1-3



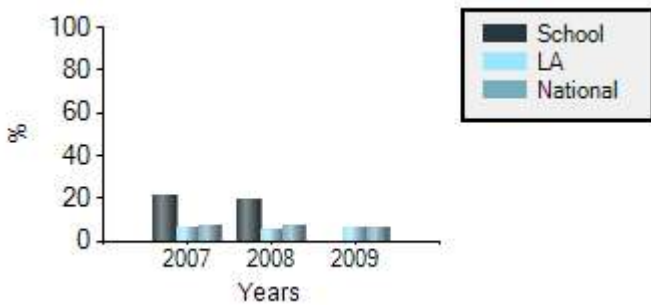
CLL - Language for Comm. & Thinking 1-3



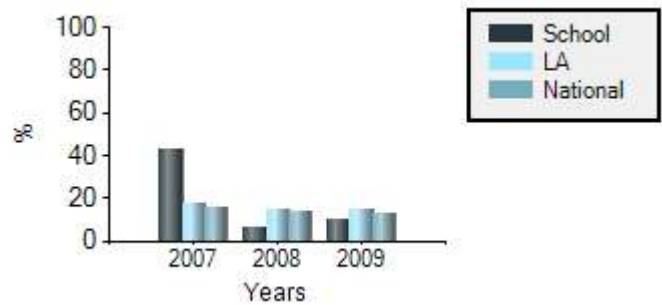
CLL - Linking Sounds & Letters 1-3



CLL - Reading 1-3



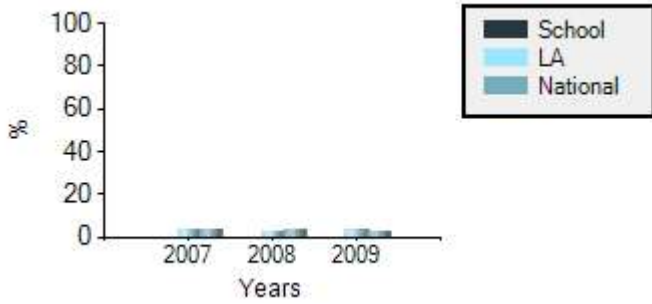
CLL - Writing 1-3



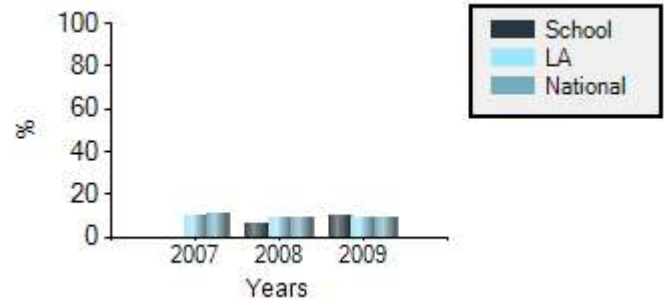
Nexus School Profile Summary

DCSF No : **2700** School Name : **Angel Test Primary School**

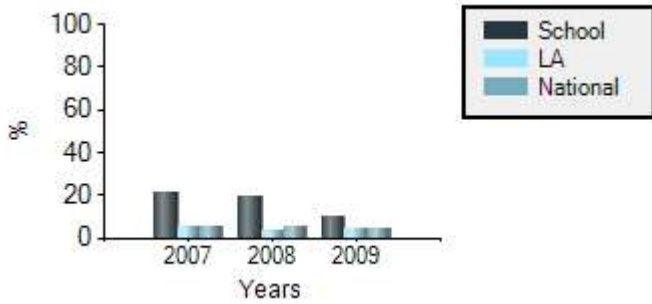
PRN - Numbers as Labels & for Counting 1-3



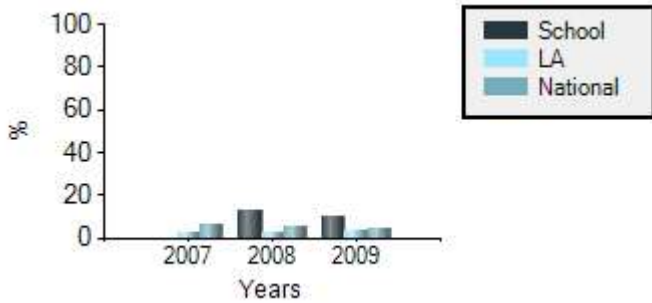
PRN - Calculating 1-3



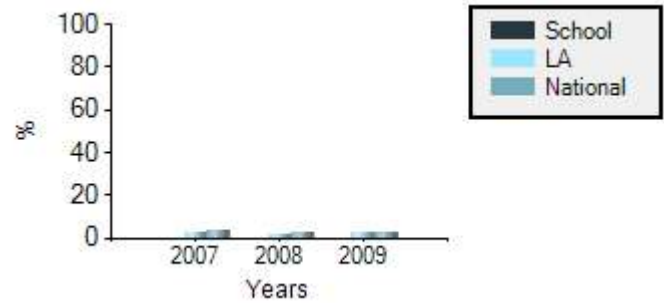
PRN - Shape, Space & Measures 1-3



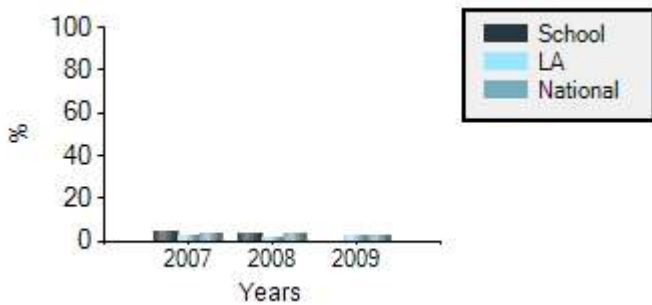
Knowledge & Understanding of the World 1-3



Physical Development 1-3



Creative Development 1-3



Produced By : Quality and Data Department

Produced using : Nexus



Nexus School Profile Summary

DCSF No : **2700** School Name : **Angel Test Primary School**

Attainment : Early Years Foundation Stage Profile 6+

	School			LA			National		
	2007	2008	2009	2007	2008	2009	2007	2008	2009
Personal, Social and Emotional									
Dispositions & Attitude	92.9	100.0	100.0	90.5	89.7	89.3	87.5	88.1	89.4
Social Development	78.6	81.3	90.0	83.3	82.1	81.7	80.1	81.5	83.4
Emotional Development	100.0	75.0	80.0	81.3	80.3	78.7	76.3	77.2	78.6
Communication, Language and Literacy									
Language for Comm. & Thinking	78.6	81.3	100.0	81.2	79.2	82.1	78.0	79.5	82.0
Linking Sounds & Letters	50.0	43.8	80.0	59.0	69.0	70.9	64.7	70.9	73.7
Reading	57.1	50.0	80.0	72.8	70.0	71.0	68.5	70.2	71.8
Writing	57.1	62.5	70.0	54.5	54.7	56.4	58.3	60.5	62.3
Problem Solving, Reasoning and Numeracy									
Numbers as Labels & for Counting	78.6	68.8	90.0	88.2	86.9	87.1	87.2	87.9	88.2
Calculating	64.3	62.5	90.0	72.6	68.2	70.4	70.4	71.6	73.3
Shape, Space & Measures	57.1	68.8	90.0	83.4	83.6	82.7	80.5	81.3	82.1
Knowledge & Understanding of the World									
	71.4	75.0	90.0	86.7	80.9	80.7	77.4	78.5	80.5
Physical Development									
	100.0	100.0	100.0	90.4	89.3	89.9	88.0	88.6	89.9
Creative Development									
	100.0	87.5	90.0	85.2	82.1	81.1	78.0	78.7	79.9

National Data: Source - DCSF (includes Special Schools)



Produced By : Quality and Data Department

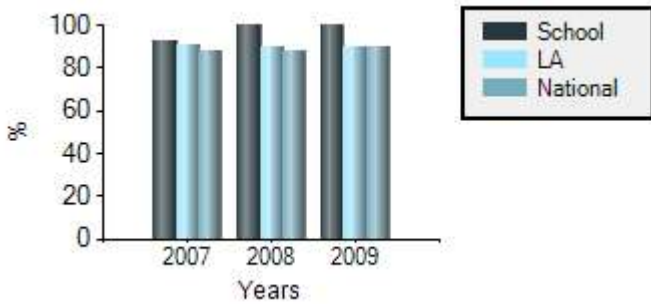
Produced using : Nexus



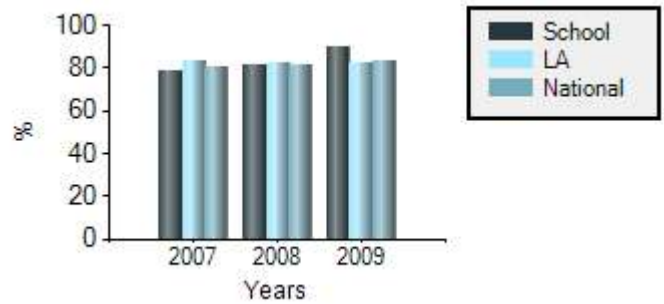
Nexus School Profile Summary

DCSF No : **2700** School Name : **Angel Test Primary School**

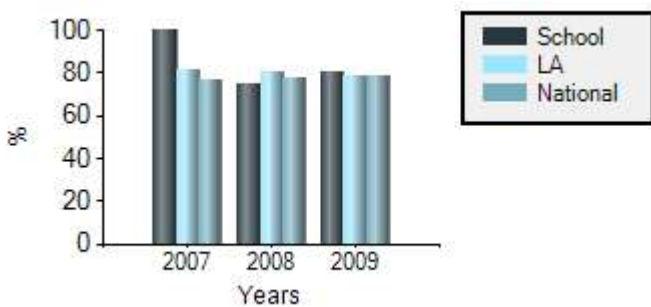
PSE - Dispositions & Attitudes 6+



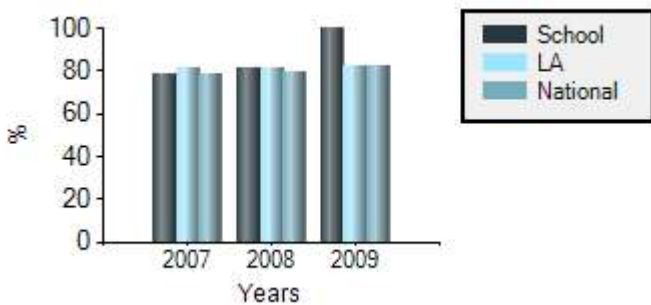
PSE - Social Development 6+



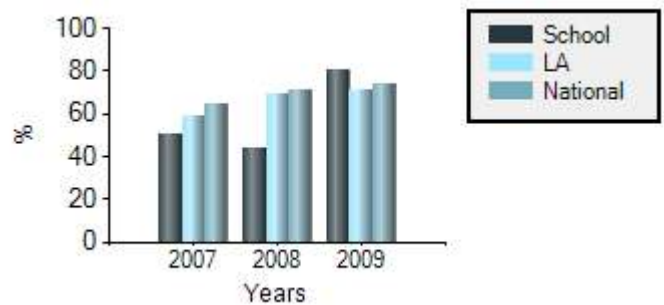
PSE - Emotional Development 6+



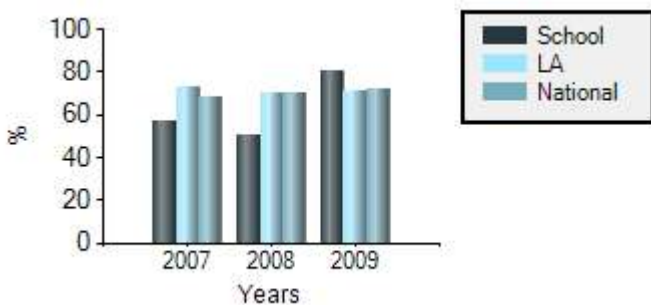
CLL - Language for Comm. & Thinking 6+



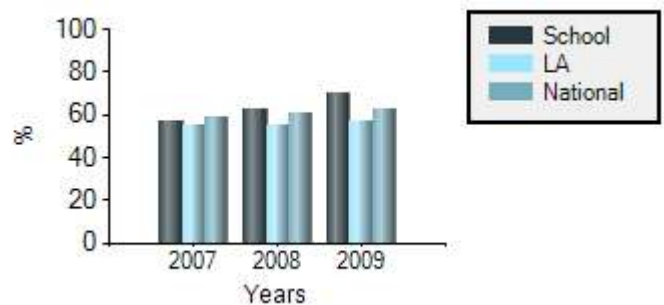
CLL - Linking Sounds & Letters 6+



CLL - Reading 6+



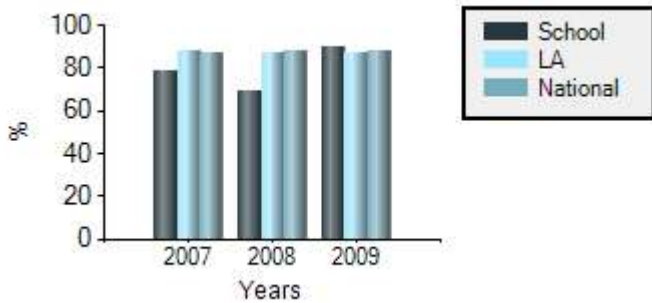
CLL - Writing 6+



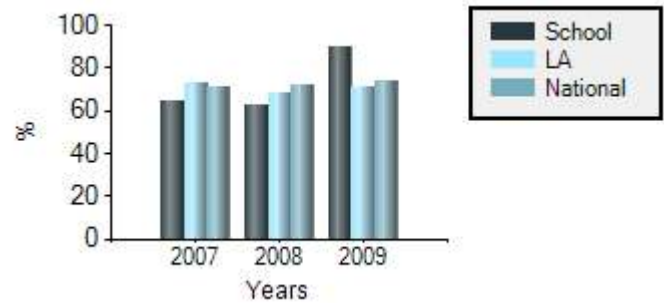
Nexus School Profile Summary

DCSF No : **2700** School Name : **Angel Test Primary School**

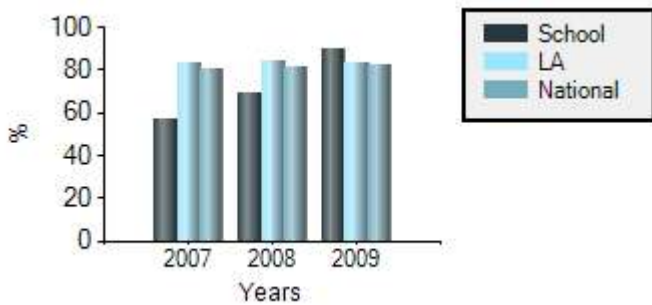
PRN - Numbers as Labels & for Counting 6+



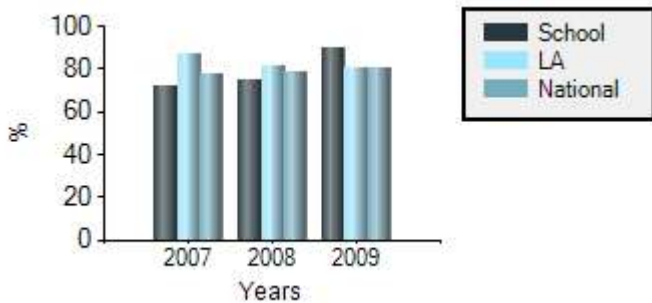
PRN - Calculating 6+



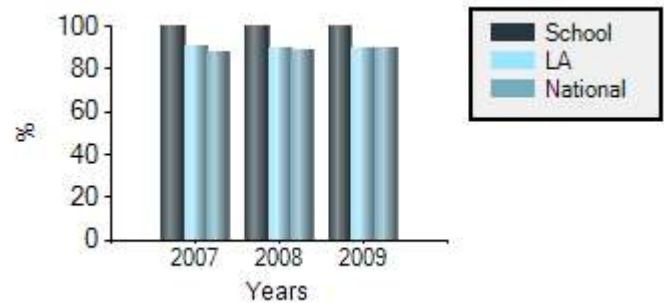
PRN - Shape, Space & Measures 6+



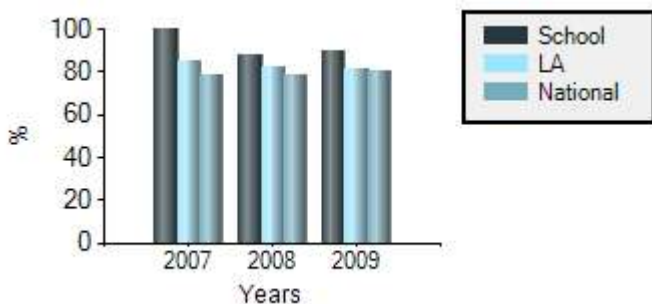
Knowledge & Understanding of the World 6+



Physical Development 6+



Creative Development 6+



Nexus School Profile Summary

DCSF No : **2700** School Name : **Angel Test Primary School**

Attainment : Early Years Foundation Stage Profile 8+

	School			LA			National		
	2007	2008	2009	2007	2008	2009	2007	2008	2009
Personal, Social and Emotional									
Dispositions & Attitude	78.6	68.8	80.0	52.1	46.8	41.6	49.0	47.8	47.9
Social Development	50.0	25.0	70.0	41.9	32.6	27.2	34.6	32.9	32.5
Emotional Development	50.0	18.8	80.0	48.1	36.5	35.0	42.4	41.6	41.6
Communication, Language and Literacy									
Language for Comm. & Thinking	50.0	56.3	70.0	40.1	28.8	31.3	36.5	35.1	34.5
Linking Sounds & Letters	28.6	18.8	40.0	24.3	21.9	22.0	29.4	31.6	32.1
Reading	35.7	18.8	50.0	33.3	22.0	20.7	28.7	28.1	27.8
Writing	28.6	31.3	40.0	22.6	16.4	13.8	23.3	23.4	23.2
Problem Solving, Reasoning and Numeracy									
Numbers as Labels & for Counting	57.1	31.3	80.0	47.7	29.7	29.8	42.5	41.1	39.9
Calculating	21.4	12.5	50.0	28.5	19.5	18.1	28.4	27.3	26.4
Shape, Space & Measures	0.0	6.3	50.0	33.8	17.9	16.5	31.8	30.1	28.6
Knowledge & Understanding of the World									
Physical Development	50.0	62.5	60.0	54.2	48.5	43.9	49.9	48.0	47.7
Creative Development	50.0	25.0	70.0	36.5	14.5	18.1	29.8	27.2	25.8

National Data: Source - DCSF (includes Special Schools)



Produced By : Quality and Data Department

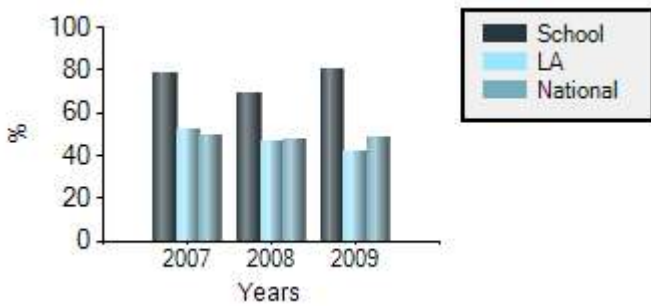
Produced using : Nexus



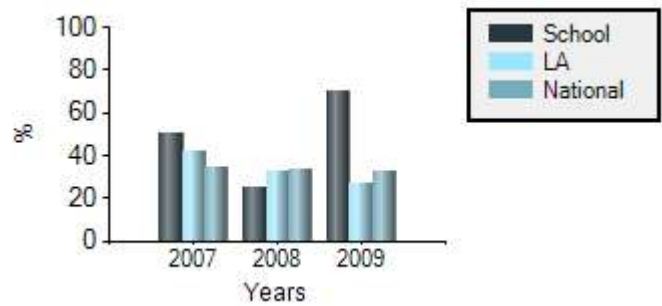
Nexus School Profile Summary

DCSF No : **2700** School Name : **Angel Test Primary School**

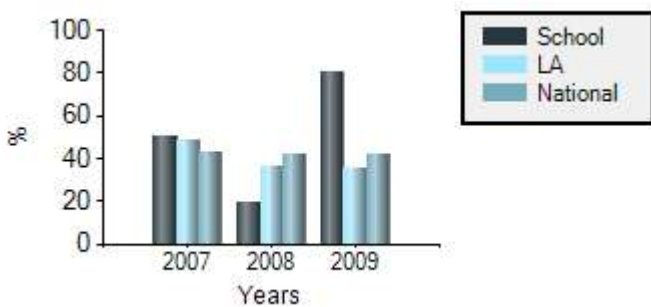
PSE - Dispositions & Attitude 8+



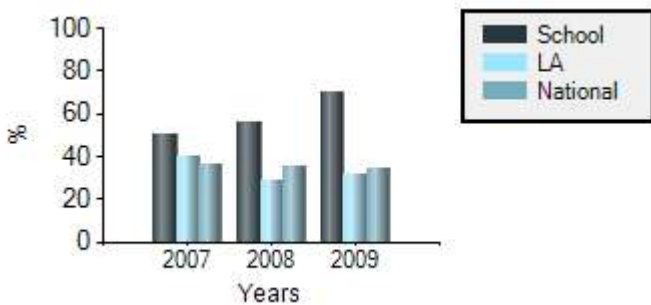
PSE - Social Development 8+



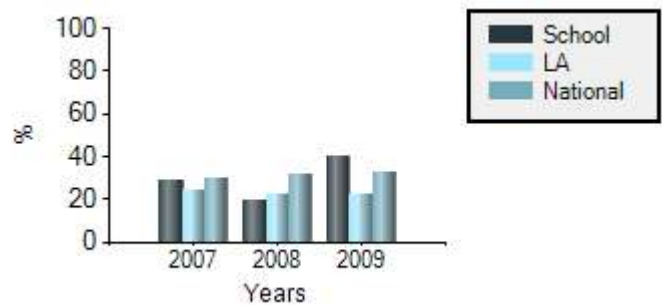
PSE - Emotional Development 8+



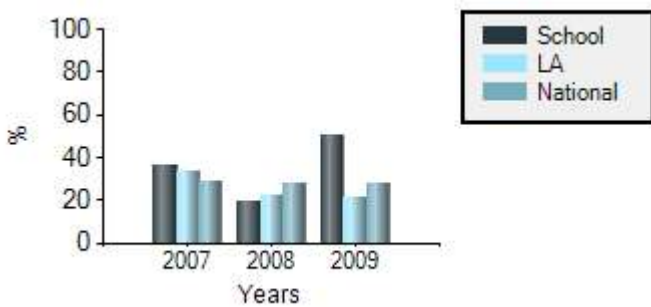
CLL - Language for Comm. & Thinking 8+



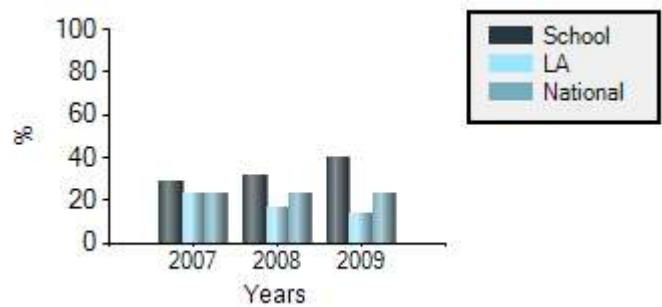
CLL - Linking Sounds & Letters 8+



CLL - Reading 8+



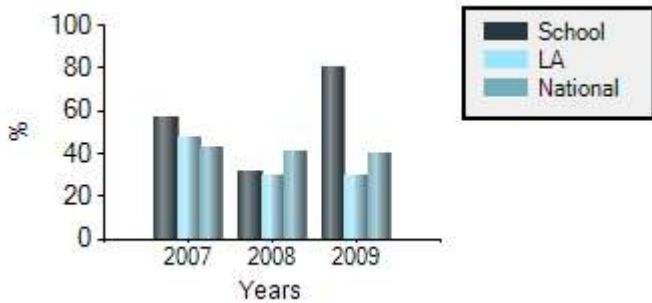
CLL - Writing 8+



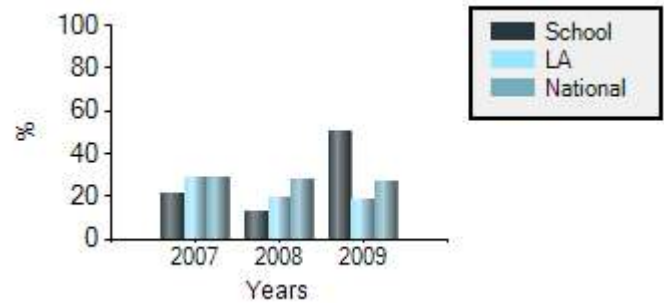
Nexus School Profile Summary

DCSF No : **2700** School Name : **Angel Test Primary School**

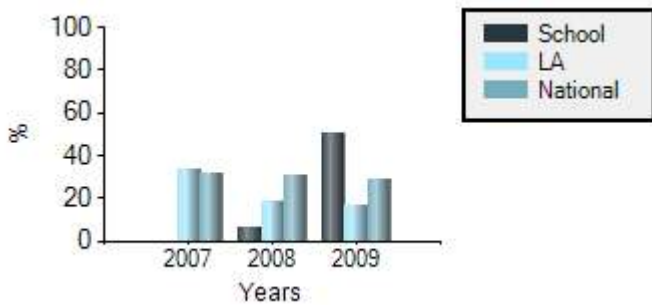
PRN - Numbers as Labels & for Counting 8+



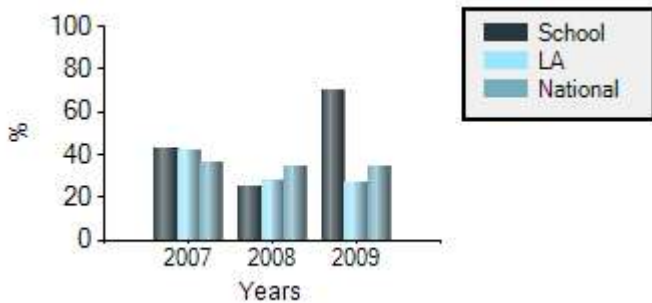
PRN - Calculating 8+



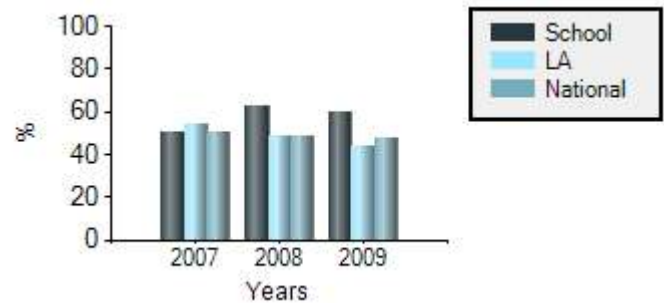
PRN - Shape, Space & Measures 8+



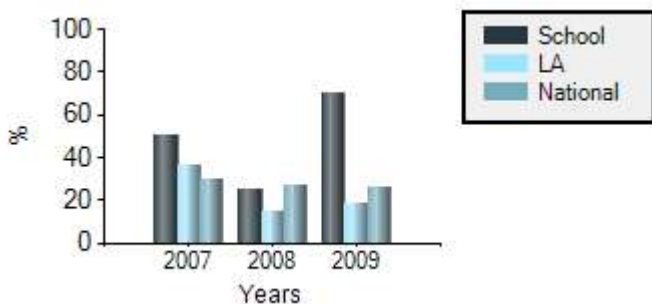
Knowledge & Understanding of the World 8+



Physical Development 8+



Creative Development 8+



Produced By : Quality and Data Department

Produced using : Nexus



Nexus School Profile Summary

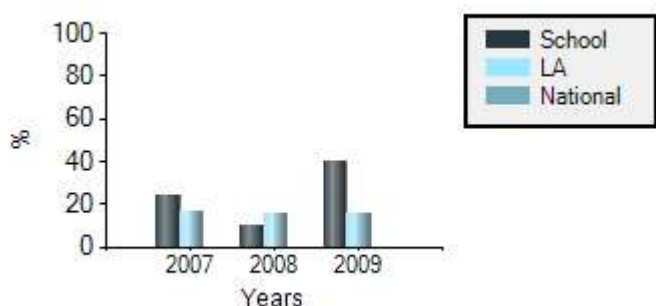
DCSF No : **2700** School Name : **Angel Test Primary School**

Attainment : Key Stage 1

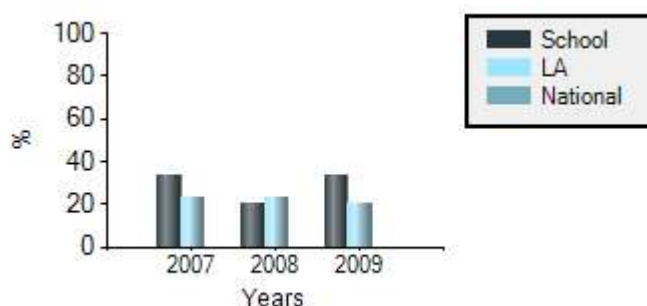
	School			LA			National		
	2007	2008	2009	2007	2008	2009	2007	2008	2009
% Below Level 2C									
Reading	23.8	10.0	40.0	16.4	15.2	15.2	-	-	-
Writing	33.3	20.0	33.3	22.8	23.1	19.9	-	-	-
Maths	14.3	20.0	20.0	14.1	13.3	12.0	-	-	-
% Level 2C+									
Reading	76.2	80.0	60.0	79.3	79.8	82.3	84.0	84.0	84.0
Writing	66.7	80.0	66.7	77.2	76.9	80.1	80.0	80.0	81.0
Maths	85.7	80.0	80.0	85.9	86.7	88.0	90.0	90.0	89.0
% Level 2B+									
Reading	52.4	70.0	60.0	65.7	66.9	69.3	71.0	71.0	72.0
Writing	52.4	70.0	40.0	57.1	55.7	54.9	59.0	58.0	60.0
Maths	71.4	70.0	53.3	69.4	69.3	72.1	74.0	74.0	74.0
% Level 2A+									
Reading	28.6	50.0	20.0	46.0	44.1	46.1	-	-	-
Writing	19.0	30.0	20.0	29.9	29.0	25.3	-	-	-
Maths	52.4	40.0	26.7	45.7	46.0	47.0	-	-	-
% Level 3+									
Reading	4.8	20.0	13.3	25.4	23.8	23.8	26.0	25.0	26.0
Writing	9.5	0.0	6.7	11.9	9.6	7.0	13.0	12.0	12.0
Maths	14.3	10.0	0.0	22.0	19.5	20.9	22.0	21.0	21.0

National Data: Source - DCSF (includes Special Schools)

KS1 % Below2C Reading



KS1 % Below2C Writing



Produced By : Quality and Data Department

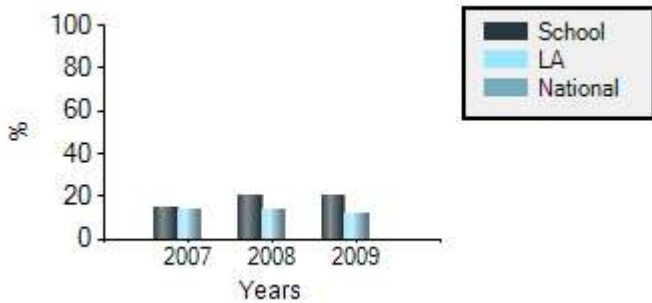
Produced using : Nexus



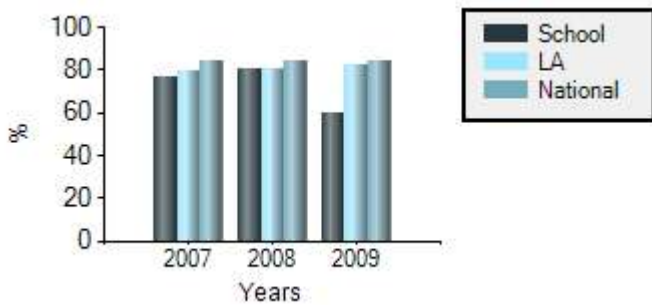
Nexus School Profile Summary

DCSF No : **2700** School Name : **Angel Test Primary School**

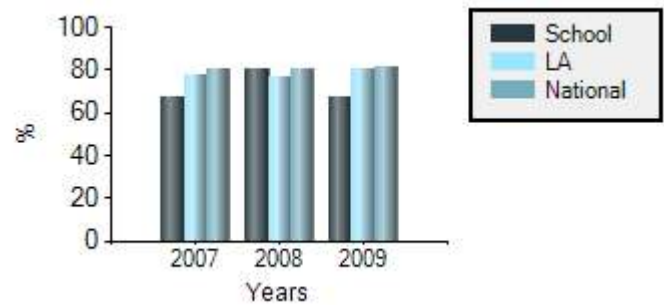
KS1 % Below2C Maths



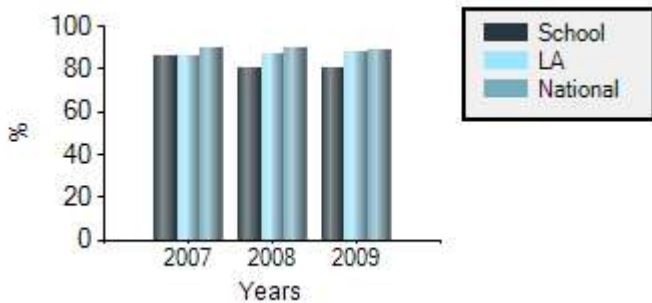
KS1 % L2C+ Reading



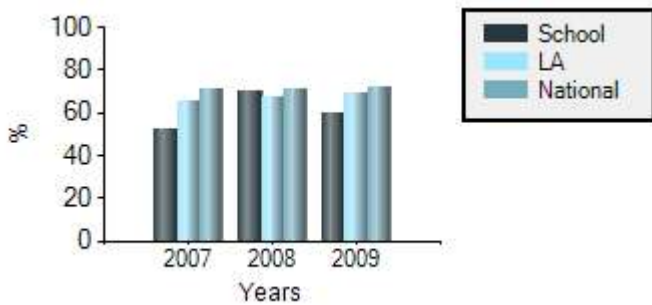
KS1 % L2C+ Writing



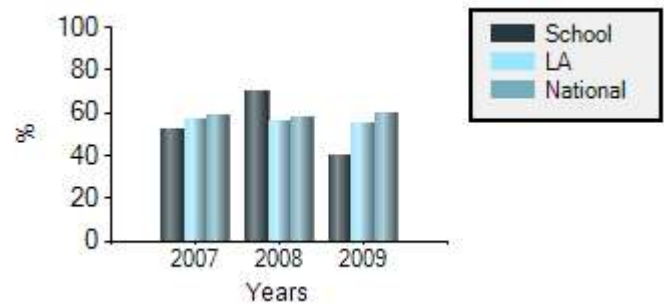
KS1 % L2C+ Maths



KS1 % L2B+ Reading



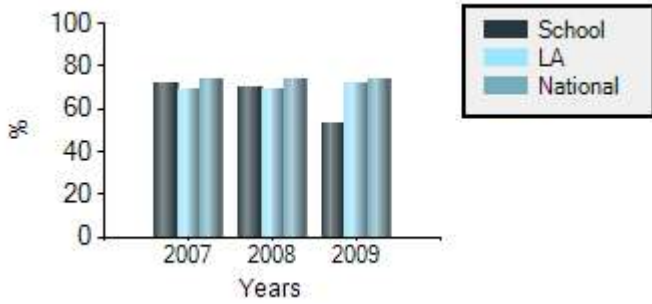
KS1 % L2B+ Writing



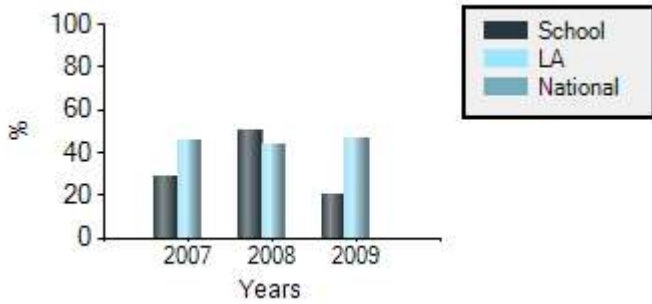
Nexus School Profile Summary

DCSF No : **2700** School Name : **Angel Test Primary School**

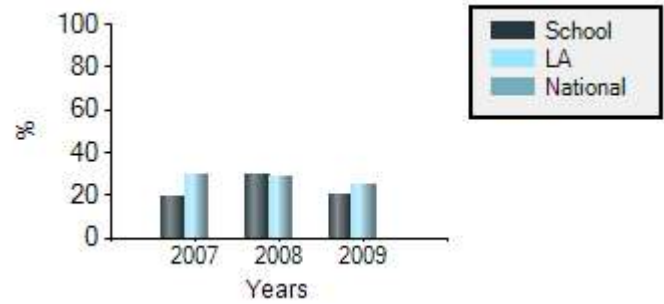
KS1 % L2B+ Maths



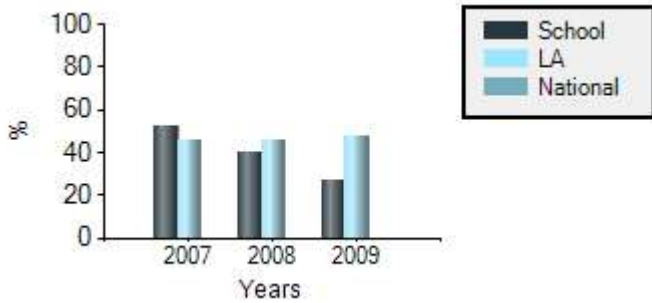
KS1 % L2A+ Reading



KS1 % L2A+ Writing



KS1 % L2A+ Maths



Nexus School Profile Summary

DCSF No : **2700** School Name : **Angel Test Primary School**

Attainment : Key Stage 2 Below Level 4

	School			LA			National		
	2007	2008	2009	2007	2008	2009	2007	2008	2009
English	11.1	26.7	17.6	18.7	16.9	20.0	-	-	-
Reading	0.0	20.0	17.6	0.0	0.0	0.0	-	-	-
Writing	66.7	26.7	17.6	0.0	0.0	0.0	-	-	-
Maths	0.0	40.0	23.5	23.0	18.9	19.3	-	-	-
Science	0.0	20.0	23.5	12.6	8.7	10.5	-	-	-
English and Maths combined	-	-	-	28.0	24.0	27.0	-	-	-

National Data: Source - DCSF (includes Special Schools)

Attainment : Key Stage 2 Level 4+

	School			LA			National		
	2007	2008	2009	2007	2008	2009	2007	2008	2009
English	88.9	73.3	82.4	81.3	83.1	80.0	80.0	81.0	80.0
Reading	100.0	80.0	82.4	0.0	0.0	0.0	84.0	87.0	86.0
Writing	33.3	73.3	82.4	0.0	0.0	0.0	67.0	68.0	67.0
Maths	100.0	60.0	76.5	77.0	81.1	80.7	77.0	79.0	79.0
Science	100.0	80.0	76.5	87.4	91.3	89.5	88.0	88.0	88.0
English and Maths combined	88.9	60.0	76.5	72.0	76.0	73.0	71.0	73.0	72.0

National Data: Source - DCSF (includes Special Schools)

Attainment : Key Stage 2 Level 5+

	School			LA			National		
	2007	2008	2009	2007	2008	2009	2007	2008	2009
English	0.0	13.3	35.3	31.2	30.1	27.6	34.0	30.0	29.0
Reading	66.7	33.3	47.1	0.0	0.0	0.0	48.0	49.0	47.0
Writing	0.0	33.3	29.4	0.0	0.0	0.0	19.0	20.0	19.0
Maths	22.2	13.3	11.8	30.1	32.0	35.8	32.0	31.0	35.0
Science	88.9	33.3	41.2	49.4	49.2	46.7	47.0	44.0	43.0
English and Maths combined	0.0	13.3	11.8	19.0	19.0	20.0	22.0	20.0	20.0

National Data: Source - DCSF (includes Special Schools)



Produced By : Quality and Data Department

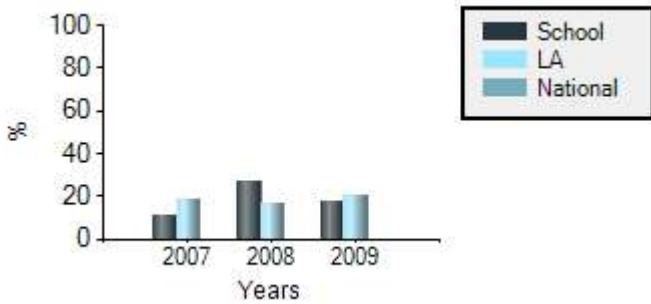
Produced using : Nexus



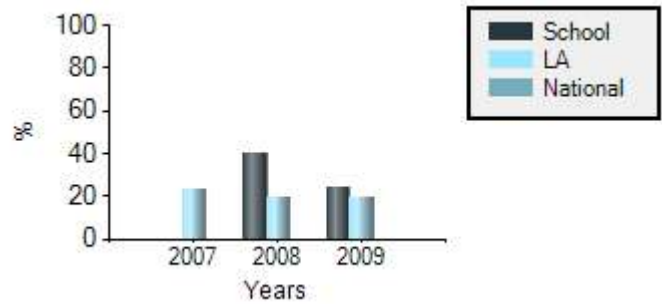
Nexus School Profile Summary

DCSF No : **2700** School Name : **Angel Test Primary School**

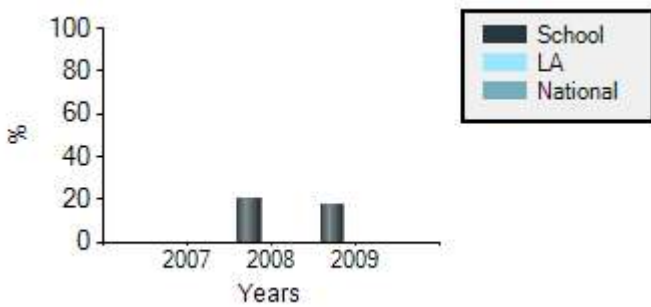
KS2 % BelowL4 English



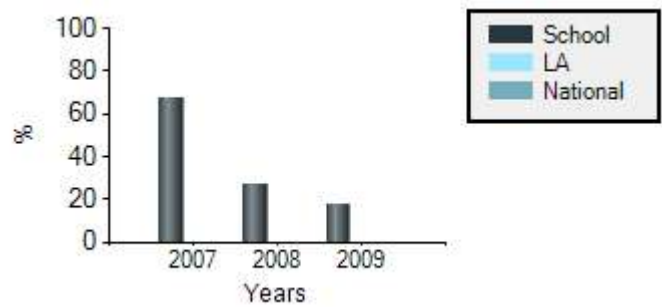
KS2 % BelowL4 Maths



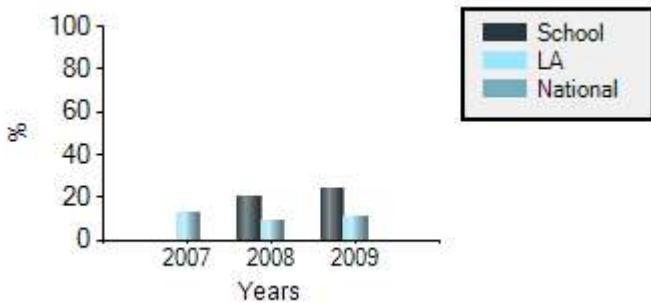
KS2 % BelowL4 Reading



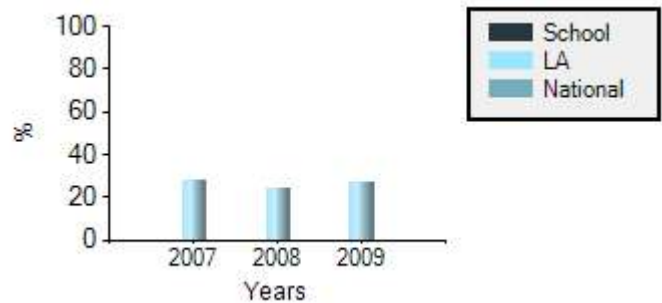
KS2 % BelowL4 Writing



KS2 % BelowL4 Science



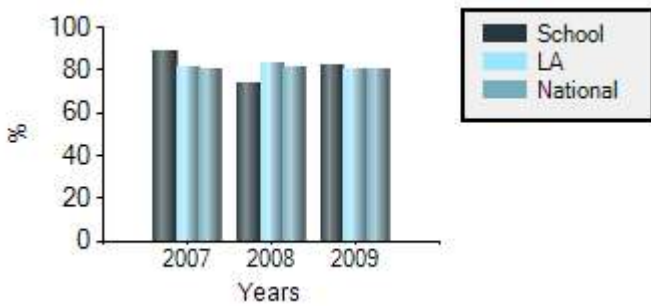
KS2 % BelowL4 English and Maths Combined



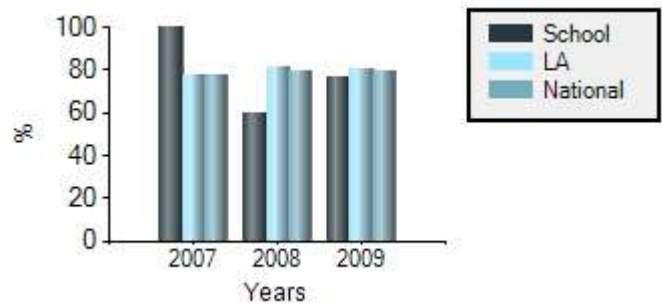
Nexus School Profile Summary

DCSF No : **2700** School Name : **Angel Test Primary School**

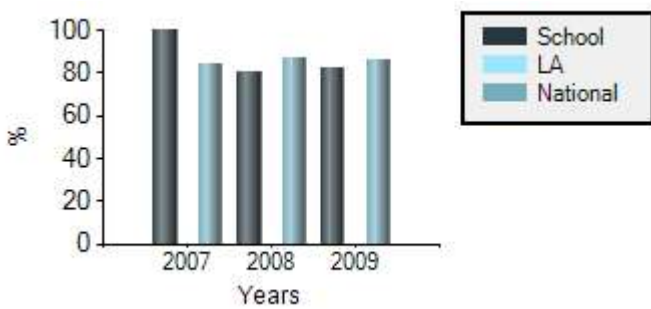
KS2 % L4+ English



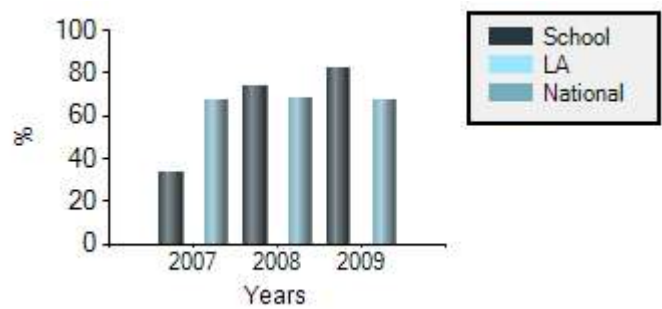
KS2 % L4+ Maths



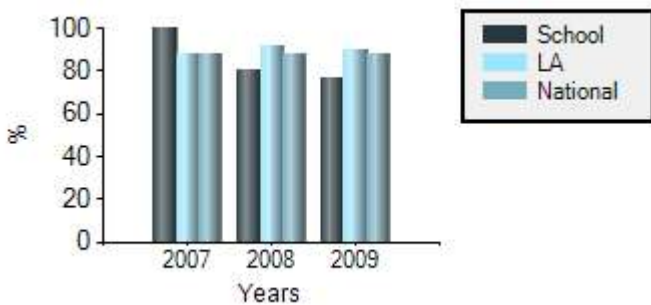
KS2 % L4+ Reading



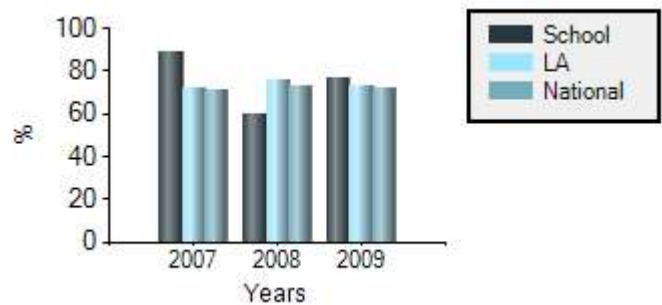
KS2 % L4+ Writing



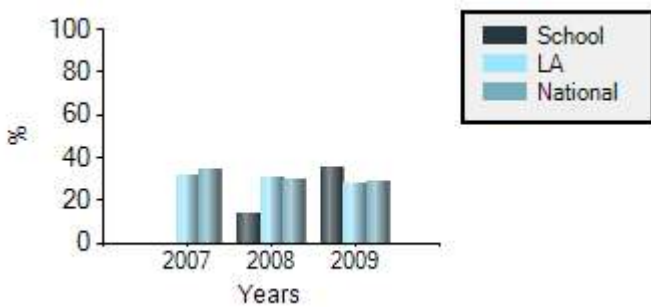
KS2 % L4+ Science



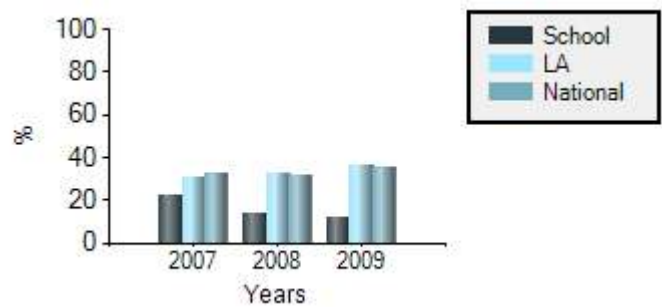
KS2 % L4+ English and Maths Combined



KS2 % L5+ English



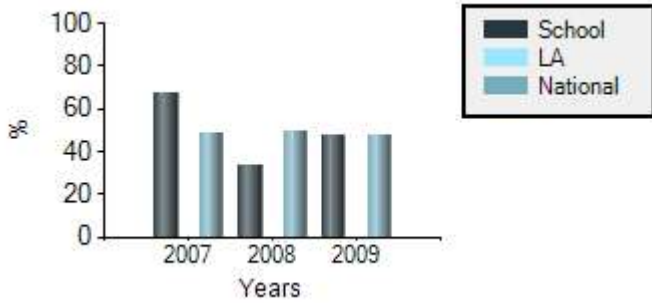
KS2 % L5+ Maths



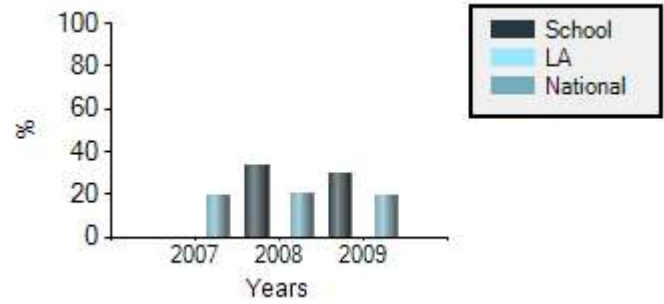
Nexus School Profile Summary

DCSF No : **2700** School Name : **Angel Test Primary School**

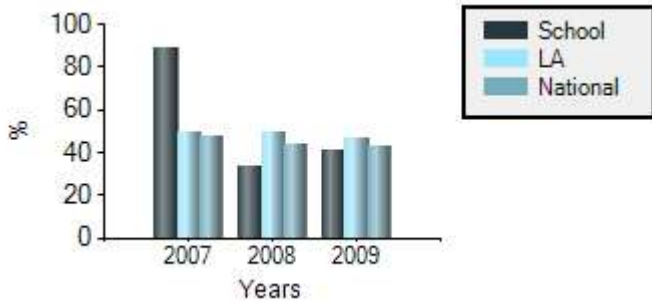
KS2 % L5+ Reading



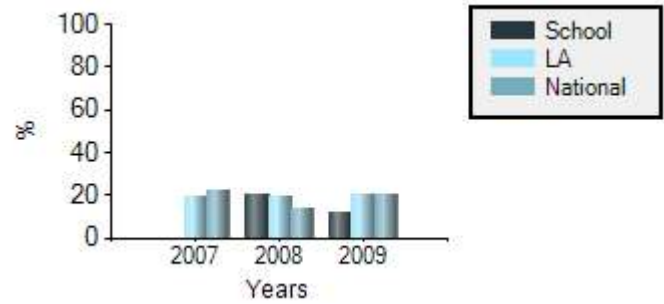
KS2 % L5+ Writing



KS2 % L5+ Science



KS2 % L5 English and Maths Combined



Nexus School Profile Summary

DCSF No : **2700** School Name : **Angel Test Primary School**

Targets : Key Stage 2

	School					LA				
	2007	2008	2009	2010	2011	2007	2008	2009	2010	2011
% Level 4+										
English	82	67	-	-	-	81	82	-	-	-
Maths	73	75	-	-	-	79	81	-	-	-
English and Maths combined	-	-	71	52	-	-	-	77	79	-
Two Levels of Progress										
English	-	-	0	0	-	-	-	-	-	-
Maths	-	-	-	-	-	-	-	0	0	-

Estimates : Key Stage 2

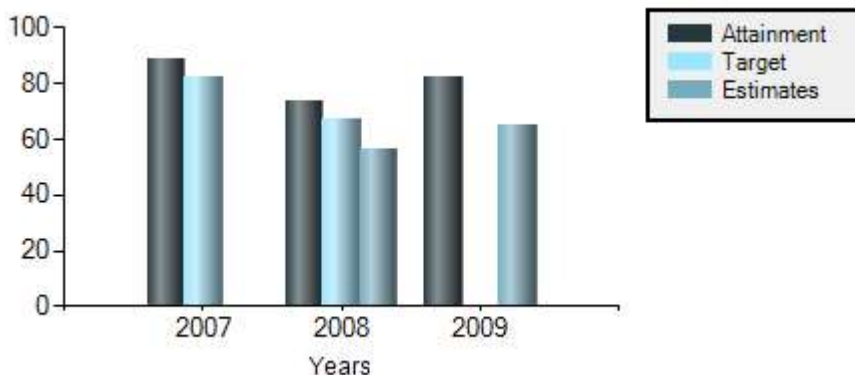
	School					LA				
	2007	2008	2009	2010	2011	2007	2008	2009	2010	2011
% Level 4+										
English	0.0	56.7	65.0	57.9	76.2	0.0	78.8	78.3	78.9	76.3
Maths	0.0	45.1	65.8	54.6	72.8	0.0	75.5	75.6	76.3	72.8
English and Maths Combined	41.7	54.4	47.5	44.4	67.3	69.7	67.6	67.9	70.3	67.2
Science	0.0	68.3	78.2	75.7	86.4	0.0	87.1	86.9	87.1	84.8
% Level 5+										
English	0.0	20.3	21.6	9.3	22.0	0.0	31.6	28.9	29.0	27.9
Maths	0.0	15.7	22.0	14.4	22.8	0.0	31.0	30.7	30.2	29.4
Science	0.0	25.1	35.9	22.2	36.6	0.0	44.4	42.7	42.8	40.8
Two Levels of Progress										
English	0.0	0.0	0.0	85.4	87.3	0.0	0.0	0.0	83.0	82.4
Maths	0.0	0.0	0.0	64.3	78.8	0.0	0.0	0.0	78.5	77.5



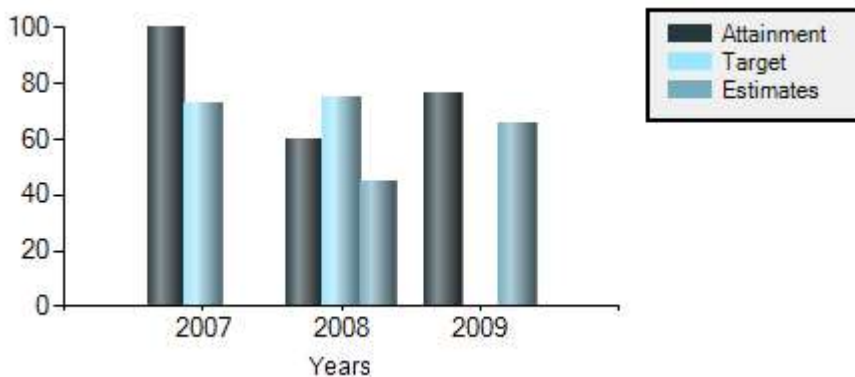
Nexus School Profile Summary

DCSF No : **2700** School Name : **Angel Test Primary School**

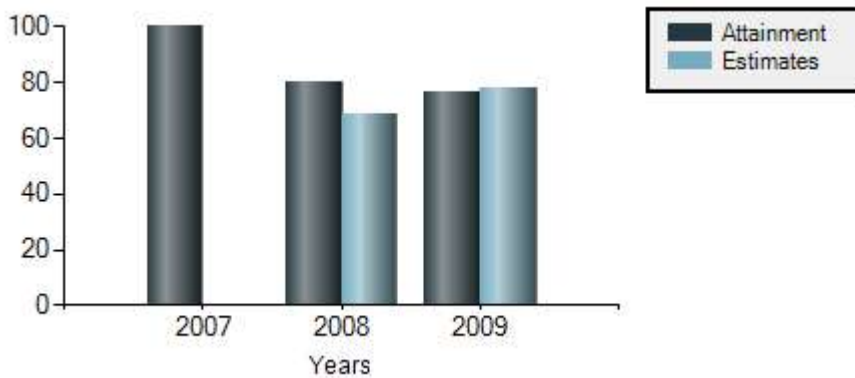
Attainment, Targets, Estimates KS2 L4+ English



Attainment, Targets, Estimates KS2 L4+ Maths



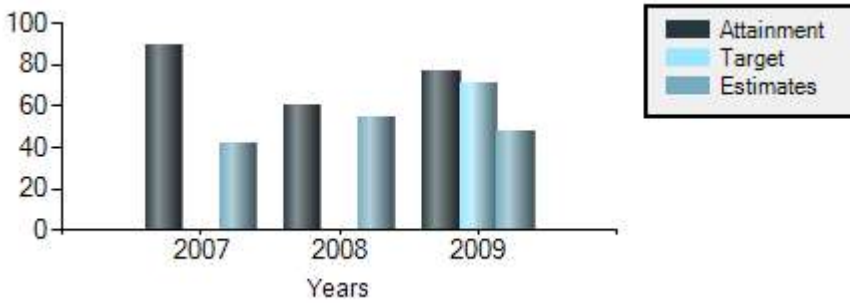
Attainment, Target, Estimates KS2 L4+ Science



Nexus School Profile Summary

DCSF No : **2700** School Name : **Angel Test Primary School**

Attainment, Targets, Estimates KS2 L4+ English and Maths Combined



Produced By : Quality and Data Department

Produced using : Nexus



Nexus School Profile Summary

DCSF No : **2700** School Name : **Angel Test Primary School**

Appendix

Sources of data

Summary Info

- Summary Data : **School Census** -
- % Absence : **Statutory Absence Return,
School Census**

Financial

- Finance Data : **Section 52 Budget Projections**

Attainment

- Early Years Foundation Stage Profile : **NCER (Keypas)**
- Keystage 1 : **NCER (Keypas)**
- Keystage 2 : **NCER (Keypas)**

Targets

- Keystage 2 : **DCSF Statutory Return**

Estimates

- Keystage 2 : **Fischer Family Trust (FFT)** -
Model A

If you have any questions concerning the data appearing in this report, please contact the Local Authority using the details provided on the front page.



Produced By : Quality and Data Department

Produced using : Nexus

